



# KLIK DOUBLE WIDTH LADDER FRAME ERECTION INSTRUCTION MANUAL



1 Insert two adjustable legs and castors into frame.



2 Castor unlocked  
Castor locked, note castor wheel has swivelled in line




3 Klik in two horizontal braces to vertical member of the frame, as low down as possible.



4 Klik in diagonal braces, starting at the bottom rung. Braces should be added in a continuous pattern. When fitting a full intermediate work platform it is permissible to interrupt the continuous pattern.



5 Fit plain platform on appropriate rung of frame. See tower kit guide for illustration. This will indicate which rung to fit trapdoor platform depending on final tower height.




6 Lock castors and level tower.



7 Fit four handrail braces, two on outside and two on mid rung of frame as shown, on lower levels these may not be required.



8 To add further frames, stand on platform ensuring the ladder frames are in line.



9 After adding frames always engage interlock clips.



10 Klik in diagonal braces to continue in a regular pattern. Double width towers always have diagonal braces either side of the tower opposing each other as illustrated.




11 Secure stabilisers as soon as possible to increase tower stability. Check tower kit list to ensure the correct stabilisers are fitted.



12 Fit trapdoor platform on appropriate rung above your head, see tower illustration guide.




13 From the sitting position through the trapdoor (3T), fit four handrail braces, two on the outside and two on the inside as shown.



14 Continue erecting tower to final tower height repeating the 3T process as illustrated. Always ensure that there is side protection to prevent falls. Maximum vertical distance between platforms must not exceed 4m.



15 Remove plain platform from the bottom and reposition as shown.



16 Position trapdoor platform alongside plain platform.



17 From the sitting position through the trapdoor (3T), fit four handrail braces to vertical member of frames.



18 When handrails have been correctly fitted, fit toeboards.

When INTERMEDIATE PLATFORMS are to be used as working platforms, fit a plain platform beside the trapdoor platform, ensure there are guard rails and midrails on both sides of the tower and that toeboards are used.



19 Dismantling is the reverse except when dismantling the handrails. Unclip the four end hooks and from the sitting position remove the handrails. Do not remove the handrails whilst standing on the platform, this would leave you at risk.